

# TINY DANCER

Words and Music by  
ELTON JOHN and BERNIE TAUPIN

Moderately slow, with a beat

The piano introduction is in 4/4 time, marked *mp*. It features a rhythmic melody in the right hand with eighth and sixteenth notes, and a steady bass line in the left hand with quarter notes.

C F/C C F/C

Blue\_jean ba - by, L. A. la - dy,  
Je - sus freaks out in the street

This system includes guitar chord diagrams for C and F/C. The vocal line continues the melody with lyrics. The piano accompaniment provides harmonic support.

C F/A

seam - stress for the band,  
hand - ing tickets out for God.

This system includes guitar chord diagrams for C and F/A. The vocal line continues with lyrics. The piano accompaniment continues.

C F/C C F/C

Pret - ty eyed, pi - rate smile,  
Turn - ing back she just laughs.

This system includes guitar chord diagrams for C and F/C. The vocal line concludes with lyrics. The piano accompaniment concludes.

Copyright © 1971 DICK JAMES MUSIC LIMITED, 71-75 New Oxford Street, London W. C. 1, England  
 All rights for the United States of America, Canada, Mexico and the Philippines controlled by  
 DICK JAMES MUSIC, INC., 1780 Broadway, New York, New York 10019  
 International Copyright Secured Made in U. S. A. All Rights Reserved

C F/A Cmaj7/G

you'll mar-ry a mu - sic man.  
The bou - le-vard is not that bad.

Fmaj7 Em7 Am7 D7/F#

Bal - le - ri - na. You must have seen her,  
Piano man he makes his stand

Dm7 Em7 Am7 G7

danc - ing in the sand.  
in the au - di - to - ri - um.

C F/C C F/C

And now she's in me, al - ways with me,  
Look - ing on she sings the songs

C G Dm/F C/E Dm

Ti - ny\_ Danc - er in my hand.  
the words\_ she\_ knows the tune she hums.

C F/C 1. C F/C

2. 3. C Ab 4 fr. Bb

But oh how it feels\_ so real\_

Gm 3 fr. Cm Ab 4 fr.

ly - ing here\_ with no one near\_ On - ly you,\_ and you can



B $\flat$  G7/B G7/D

hear me, \_\_\_\_\_ When I say soft - ly, \_\_\_\_\_ slow - ly. \_\_\_\_\_

F C/E Dm F C/E

Hold me clos - er Ti - ny Dan - er, count the head - lights on the high -

Am9 F C/E Dm

- way. \_\_\_\_\_ Lay me down in sheets of lin - en,

F C/E 1. Am9 2. Am9

you had a bus - y day to - day. \_\_\_\_\_

*decresc. poco a poco*

To Coda

Am7



F



The first system of music features a treble clef staff with a whole rest in the first measure, followed by a whole note in the second measure, and a whole note in the third measure. The bass clef staff contains a piano accompaniment of eighth notes. A piano chord is indicated in the first measure, and a guitar chord diagram for Am7 is shown above it. In the second measure, a piano chord is indicated, and a guitar chord diagram for F is shown above it. The piano accompaniment continues through the third measure.

C



F/C



C



*D.S. al Coda*

The second system of music features a treble clef staff with a whole rest in the first measure, followed by a whole note in the second measure, and a whole note in the third measure. The bass clef staff contains a piano accompaniment of eighth notes. A piano chord is indicated in the first measure, and a guitar chord diagram for C is shown above it. In the second measure, a piano chord is indicated, and a guitar chord diagram for F/C is shown above it. In the third measure, a piano chord is indicated, and a guitar chord diagram for C is shown above it. The piano accompaniment continues through the third measure. The dynamic marking *mp* is present in the first measure of the piano part.

Coda



F/A



C



F/C



The third system of music features a treble clef staff with a whole rest in the first measure, followed by a whole note in the second measure, and a whole note in the third measure. The bass clef staff contains a piano accompaniment of eighth notes. A piano chord is indicated in the first measure, and a guitar chord diagram for F/A is shown above it. In the second measure, a piano chord is indicated, and a guitar chord diagram for C is shown above it. In the third measure, a piano chord is indicated, and a guitar chord diagram for F/C is shown above it. The piano accompaniment continues through the third measure.

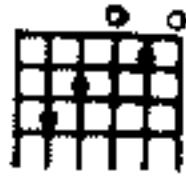
C



F/C



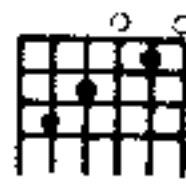
C



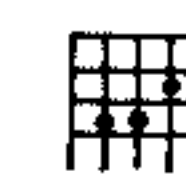
F6



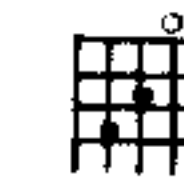
C



F/C



C



The fourth system of music features a treble clef staff with a whole rest in the first measure, followed by a whole note in the second measure, and a whole note in the third measure. The bass clef staff contains a piano accompaniment of eighth notes. A piano chord is indicated in the first measure, and a guitar chord diagram for C is shown above it. In the second measure, a piano chord is indicated, and a guitar chord diagram for F/C is shown above it. In the third measure, a piano chord is indicated, and a guitar chord diagram for C is shown above it. The piano accompaniment continues through the third measure. The dynamic marking *rit.* is present in the second measure of the piano part.