

SAVIN' ME

Gtr. in Drop D, down 1 whole step:

- ⑥ = C ③ = F
- ⑤ = G ② = A
- ④ = C ① = D

Lyrics by CHAD KROEGER
Music by NICKELBACK

Moderately ♩ = 84

Guitar → *B♭maj13* *F2* *G2* *Dm(4)* *B♭maj13* *F2* *G2*

Piano → *A♭maj13* *E♭2* *F2* *Cm(4)* *A♭maj13* *E♭2* *F2*

(with pedal)

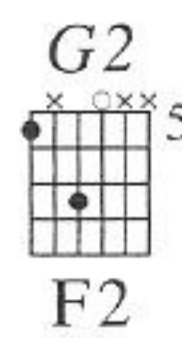
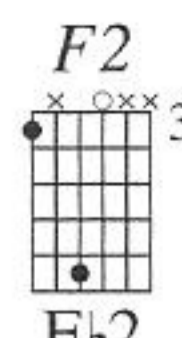
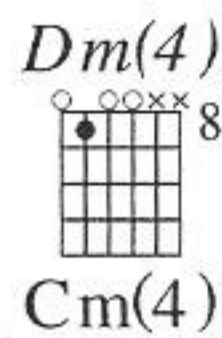
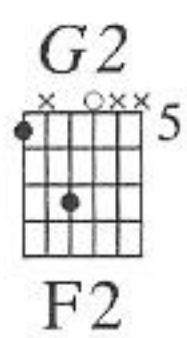
Verse:

B♭maj13 *F2* *G2* *Dm(4)*
A♭maj13 *E♭2* *F2* *Cm(4)*

1. Pris - on gates won't o - pen up for me, on these hands and knees I'm crawl - ing.
2. Heav-en's gates won't o - pen up for me with these bro - ken wings I'm fall - ing. And

B♭maj13 *F2* *G2* *B♭maj13* *F2*
A♭maj13 *E♭2* *F2* *A♭maj13* *E♭2*

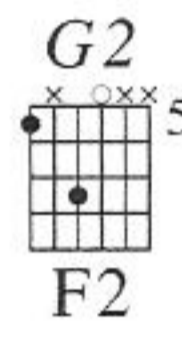
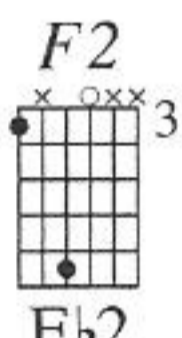
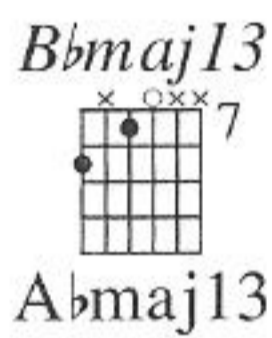
Oh, I reach for you. Well, I'm ter - ri - fied of these four walls, these
all I see is you. These cit - y walls ain't got no love for me,



Musical notation for the first system, including vocal line and piano accompaniment.

i-ron bars_ can't hold my soul in. All I need_ is you. And
I'm on the ledge of the eigh-teenth sto-ry. And all I scream_ for you. Come, please, I'm call-in'.

Piano accompaniment for the first system.

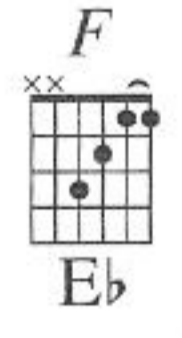
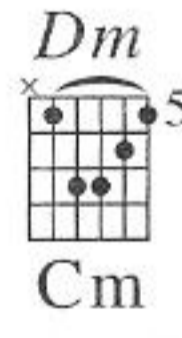
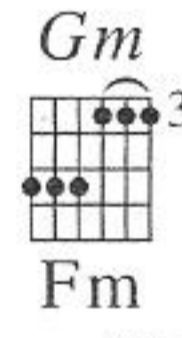
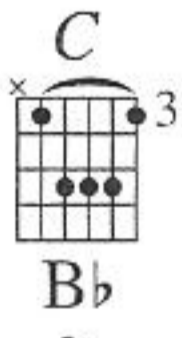
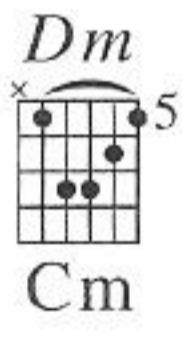


Musical notation for the second system, including vocal line and piano accompaniment.

oh, I scream_ for you. Hur - ry, I'm fall - in', I'm fall - in'.
all I need_ from you.

Piano accompaniment for the second system.

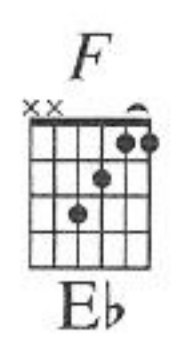
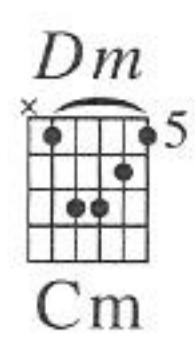
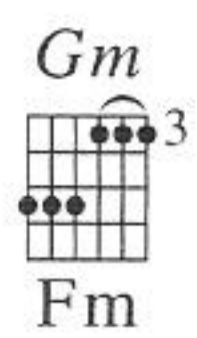
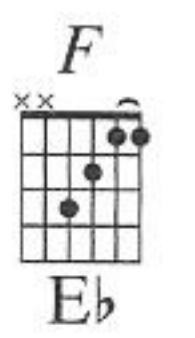
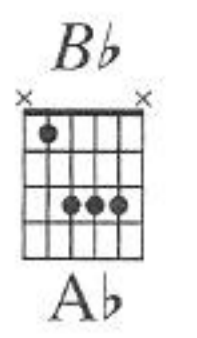
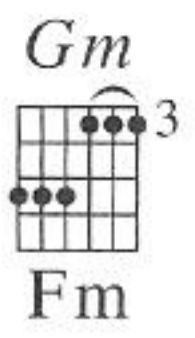
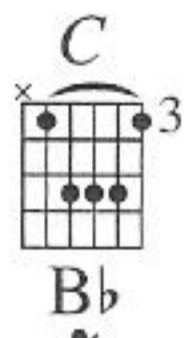
Chorus:



Musical notation for the third system, including vocal line and piano accompaniment.

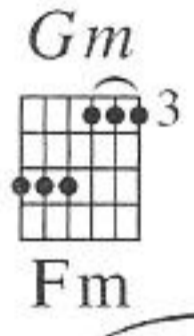
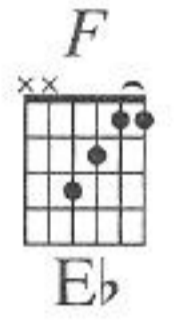
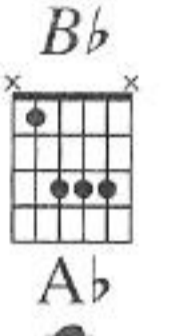
Show_ me what_ it's like. and teach_ me wrong_ from right.
to be the last one stand-ing

Piano accompaniment for the third system, including a *mf* dynamic marking.

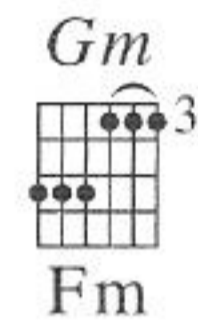
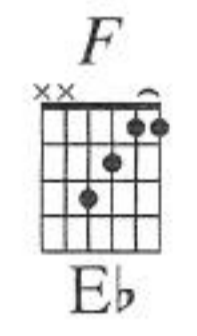



And I'll show you what I can be. And, say it for me, say it to me and I'll leave this life be-hind me.

1.

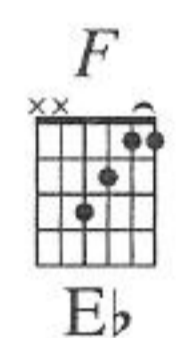
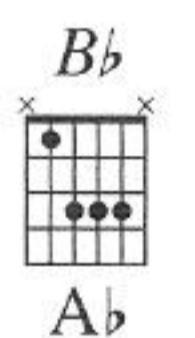
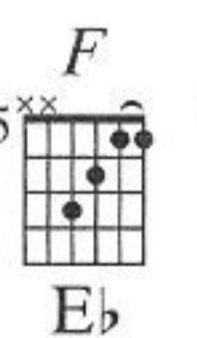
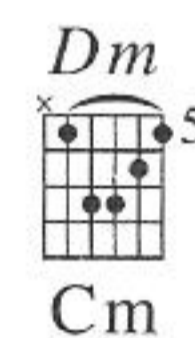
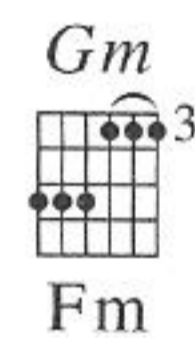


2.



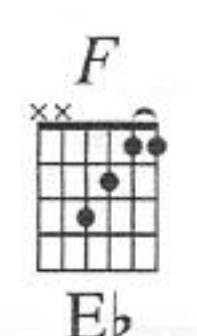
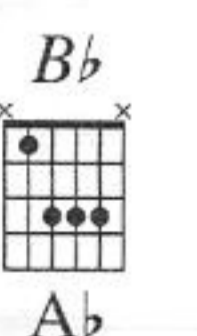
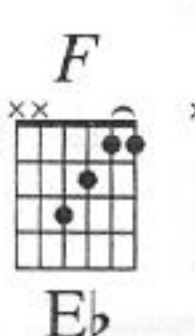
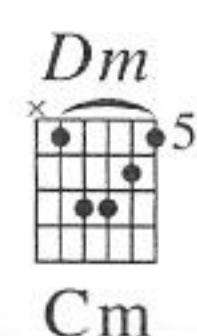
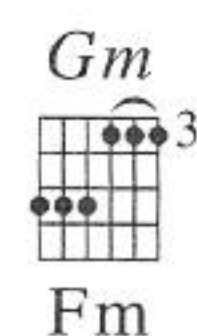
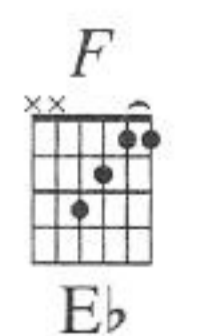
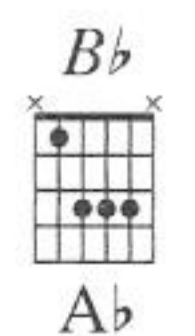
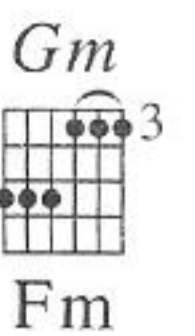
Say it if it's worth sav - ing me. Say it if it's worth sav - ing me.

Bridge:



Hur - ry. I'm fall-ing.

(Inst. solo ad lib...)



...end solo)

Bbmaj13



Abmaj13

F2



Eb2

G2



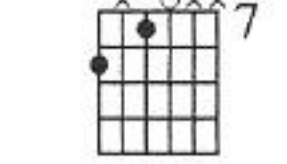
F2

Dm(4)



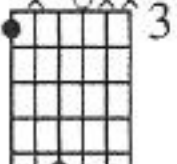
Cm(4)

Bbmaj13



Abmaj13

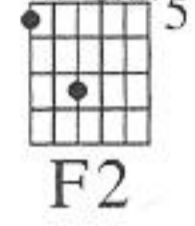
F2



Eb2

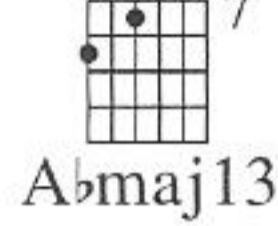
And all I need is you..

G2



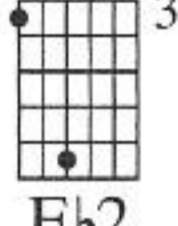
F2

Bbmaj13



Abmaj13

F2



Eb2

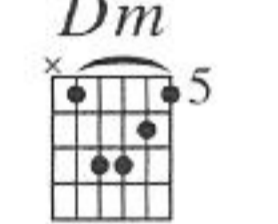
G2



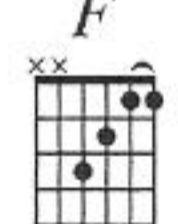
F2

Come, please, I'm call-in'. And all I scream for you. Hur - ry, I'm fall - ing,


Chorus:



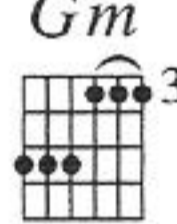
Cm



Eb



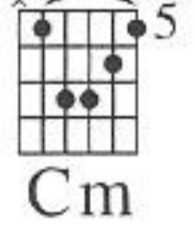
Bb



Fm

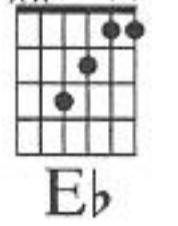
I'm fall - ing, I'm fall - ing, Show me what it's like. to be the last one stand - ing

Dm



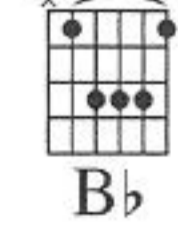
Cm

F



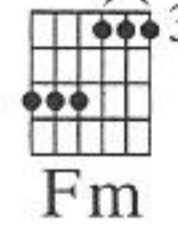
Eb

C



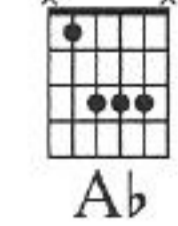
Bb

Gm



Fm

Bb



Ab

F



Eb

teach me wrong from right. And, say it for me, say it to me And I'll show you what I can be.

Gm
Fm

Dm
Cm

F
Eb

Bb
Ab

F
Eb

Gm
Fm

and I'll leave this life be - hind me. Say it if it's worth sav - ing me. —

Bb
Ab

F
Eb

Gm
Fm

Dm
Cm

F
Eb

Hur - ry. I'm fall - in'. And say it for me, say it to me and I'll leave this life be - hind me.

Bb
Ab

F
Eb

Gm
Fm

Bbmaj13
Abmaj13

F2
Eb2

Say it if it's worth sav - ing me. —

mp

(with pedal)

G2
F2

Dm(4)
Cm(4)

Bbmaj13
Abmaj13

F2
Eb2

G2
F2

